



the storage system

META SHELVING

The shelves of success
– META QUICK[®] shelving
and more



Insights

The following pages will help you get to know our company and our shelving systems.



Logical and systematic: an overview of the META product range





C O N T E N T S



1 Shelving

2 Pallet racks

3 Cantilever racks

4 Mobile racks

5 Steel platforms

4

The META point of view

6

Benefits of META shelving systems

7

META – proven quality

8

META system analysis

9

Planning & Service

10

META shelves

12

System description & assembly

16

Practical solutions

22

Storeroom furnishings

24

META COMPACT® office shelves

26

1, 2 and 3-tier shelving systems

32

META shelving combined with other META racking systems

34

META HIGH-CLIP® multi-tier shelving system, high-bay & automated small-parts store

36

META inclined shelving and feeder racks

38

META specialised store furnishings

42

META FIX® bolted shelving

43

META MINI-RACK® and META SPEED-RACK® wide-span racks

Strong, cooperative and...

The META point of view.



We make the kind of products that help our customers' businesses 'take off'. We've been doing this for more than 40 years.

Because our operational processes and internal structures ensure the quality, cost-effectiveness and safety of all META products.

Every day, more than 200 highly motivated employees bring their experience, expertise and vision to our company, and their drive and energy really gets things moving.

And it's the same with our services - we appreciate the individuality of our customers and treat each one as an individual case. We are dedicated to what we do, and our work is customer-focussed.

It's only by working as partners that you can create synergy.

With clarity comes trust: excellence to us means expertise.

New product development and the continuous improvement of already proven products are always the result of interaction with our customers. Creativity can only be considered successful if there is positive feedback from practical situations. For META, the word "partnership" means a constantly replenished pool of ideas.

Shelving systems that make your business flexible.



Comprehensive service

Comprehensive advisory service

- 1. Technical advice on site
 - 2. Comprehensive distribution network
 - 3. Project planning service
 - 4. Assembly service
-
- Branches and agencies in Belgium, Bulgaria, Denmark, Finland, France, the U.K., Italy, Latvia, Luxembourg, the Netherlands, Norway, Austria, Poland, Romania, Russia, Sweden, Switzerland, Slovakia, the Czech Republic and Hungary



Factory at Arnsberg



Warehousing 'investment' advice

You don't just leave your money lying around - you invest it wisely. If security, return on investment and rapid availability have been thought through very carefully, then you can wait for success to arrive!

And every warehouse is storing enormous assets. As with money investments, the important thing with stored goods is rapid availability. What is needed is the movement and flow of materials in all areas of operation. META systems have the right answer.

We will be there to advise you.



A problem unsolved means a lost opportunity.

We meet together, get to know each other

Come and have a look round META! You are welcome to visit us in Arnsberg - whenever you wish.

Cordially yours
Eckhard Radke
CEO




**Call on us
– we appreciate it!**



META shelving systems

Orderliness and success guaranteed



As the common saying has it,
**"being organised is half
the battle"**


We say

"META shelving brings orderliness and clarity to any warehouse, however large you want to make it."

Consistent orderliness is one of the main requirements of quality management – and orderliness starts at the warehouse. High warehouse productivity is decisive for a company's ability to deliver. Quick access to all products is vital for lowering costs and increasing profits.

The success of our warehousing systems is also the result of quality management criteria. Continuous further development and the high manufacturing quality of META shelving systems are the proof of META's know-how.

META Regalbau is certified to DIN EN ISO 9001 standard as applied to warehousing and company facilities, as well as rack inspection.



The quality of our shelving is built on 3 important pillars:

1. Materials

When purchasing materials, we look for the highest quality in connection with material strength, yield strength and surface quality. Only if the material meets our high demands we will we go on to work with it.

2. Machines

We regularly renew and upgrade our plant and equipment to keep up with the increasing demands on quality and quantity.

3. Personnel

Our shelving is "Made in Germany". At our Arnsberg facility, our personnel are committed and strive to produce the highest quality on schedule. Many years of experience, together with regular quality inspections, ensure that we meet the highest quality requirements.

Reasons why you should choose META shelves.

- **Planning, supply & assembly – all from one source**
 - **One contact partner to speak to, whatever your question is**
 - **Nationwide, comprehensive customer support by our on-site sales force and professional advice from our in-house staff**
 - **Customer-specific product development and improvements**
 - **Fast and reliable delivery service**
 - **META rack inspection:** with our META rack inspection service, you will not only meet the legal requirements, you will also be able to identify possible accident hazards in good time, thus effectively preventing personal injuries and damage to property! Find out more at: www.regalinspektion.de
 - **Products "Made in Germany"** (shelving, pallet racking and wide-span racking systems): so we don't just promote our products, we feel it is also a duty and an obligation to deliver quality products
 - **The META 5-year quality guarantee:** in addition to the 2-year warranty required by law, we also provide a 5-year quality guarantee on our shelving systems.
-
- **META – proven quality:**
 - certified to **DIN EN ISO 9001: 2008** standard as applied to warehousing and operating facilities
 - **RAL quality assurance**, strict guidelines of the German Institute for Quality Assurance and Identification, i.e. regular inspection and supervision by an independent body. In Germany, only the RAL may award the quality mark.
 - META products bear the **GS symbol**, and are checked and inspected regularly by the neutral MPA (materials testing office) in Dortmund.
 - META products meet the **BGR 234** operating safety requirements of the trade and professional association.
 - META is a specialised welding firm with Class D manufacturer qualification as defined in **DIN 18800** Part 7.

 **Made**
 **in**
 **Germany**



*Investments for the future –
META plant and equipment is
state of the art*

META system analysis

Nothing stands by itself



Whether it's just a few rows of shelves or a multi-tier warehouse – META has a custom solution in store for you...

The following chart gives an overview of the shelving products which are suitable for which type of structure.

Obviously, META shelving systems cannot only be combined with each other, they can also be extended to include META pallet and cantilever racks as well as mobile shelves and platforms.

META shelving systems: can be combined variably, safely and profitably

Building permit

Please note that, for most shelving systems, you will have to apply for a building permit. The point at which you are required to do this will depend on the regulations applying in your particular country. If you have any queries, please speak to one of our professionals, who will be pleased to assist you.

three-tier								META QUICK®
two-tier						META QUICK®	META QUICK®	
single tier	Page 42 META FIX®	starting from Page 6 META QUICK®	starting from Page 18 META QUICK® SPECIAL	Page 46–47 META SPEED-RACK®	Page 43-45 META MINI-RACK®	META QUICK®	META QUICK®	Page 34-35 META HIGH-CLIP®

META FIX®
Bolted shelving for small parts
Shelf load: up to 400 kg
Bay load: up to 1,460 kg

META QUICK®
Boltless shelving for small parts
Shelf load: up to 400 kg
Bay load: up to 3,700 kg

META QUICK®
Special Boltless shelving for bulky goods
Shelf load: up to 400 kg
Bay load: up to 2,400 kg

META SPEED-RACK®
Wide-span rack for light to medium heavy loads
Shelf load: up to 600 kg
Bay load: up to 4,600 kg

META MINI-RACK®
Wide-span rack for large and heavy loads
Shelf load: up to 600 kg
Bay load: up to 4,600 kg

META QUICK® boltless shelving is suitable for two or three tier structures

META HIGH-CLIP® shelving is suitable for higher four-tier structures

Planning, production, supply and assembly – all from one source.




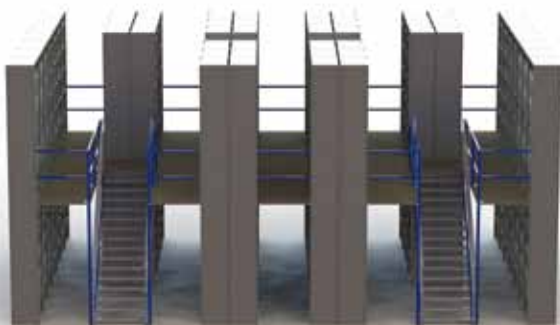
Planning Service

Consultation is a major priority at META. We can advise you in selecting the right racking system, or the optimal combination of different systems. To do this, your product structures and storage & picking procedures are inspected on site.

Our employees are well familiar with many trade sectors and can work out individual solutions, with the result that the storage facility is always customised to your requirements.


Our project engineers will be pleased to draw up a planning proposal for you, with an individual project proposal. With our current drawing programs, we can produce customer-specific CAD drawings.

Planning, production, supply and assembly – all from one source.



META shelves

Properties & features of the META shelf family



*L 80
Shelf*




*S 100
Shelf*



*V 150 / V 230
Shelf*



*MS 230 +
330 II shelf*



*Office
COMPACT
Shelf*

- **Durability:** quality due the high quality of the materials: structural steel with DIN EN 10147 quality control
- **Safety:** due to safety folding on depth edges
- **Multi-functionality:** 50 mm pitch punch holes for extensive range of attachable accessories (exception: META L 80 shelf, COMPACT office shelf)
- **Versions:** META shelves are available in the pre-galvanised version or also in the plastic-coated version

Pre-galvanised shelves have optimal protection from corrosion.

A **plastic coating** provides optimal abrasion resistance and the highest possible surface quality.

■ META shelf family:

- **L 80 shelf – small load shelf with a shelf load of 80 kg**
without divider holes, with M-shaped longitudinal channel with 5x edge fold, stackable, edge height 25 mm
- **S 100 shelf – light-duty industrial shelf with a shelf load of 100 kg**
with divider holes, open edges and safety lip, edge height 40 mm
- **V 150 / V 230 shelf – medium-heavy duty industrial shelf with 150 / 230 kg shelf load**
supports can be added to raise the load or reduce bowing, stackable, edge height 40 mm, with divider holes
- **MS 230 + 330 shelf – heavy-duty shelf**
with supports, can hold up to 400 kg, with divider holes, stackable, edge height 40 mm
- **Office COMPACT shelf – the office shelf with 80–100 kg load capacity**
without divider holes, stackable, edge height 25 mm

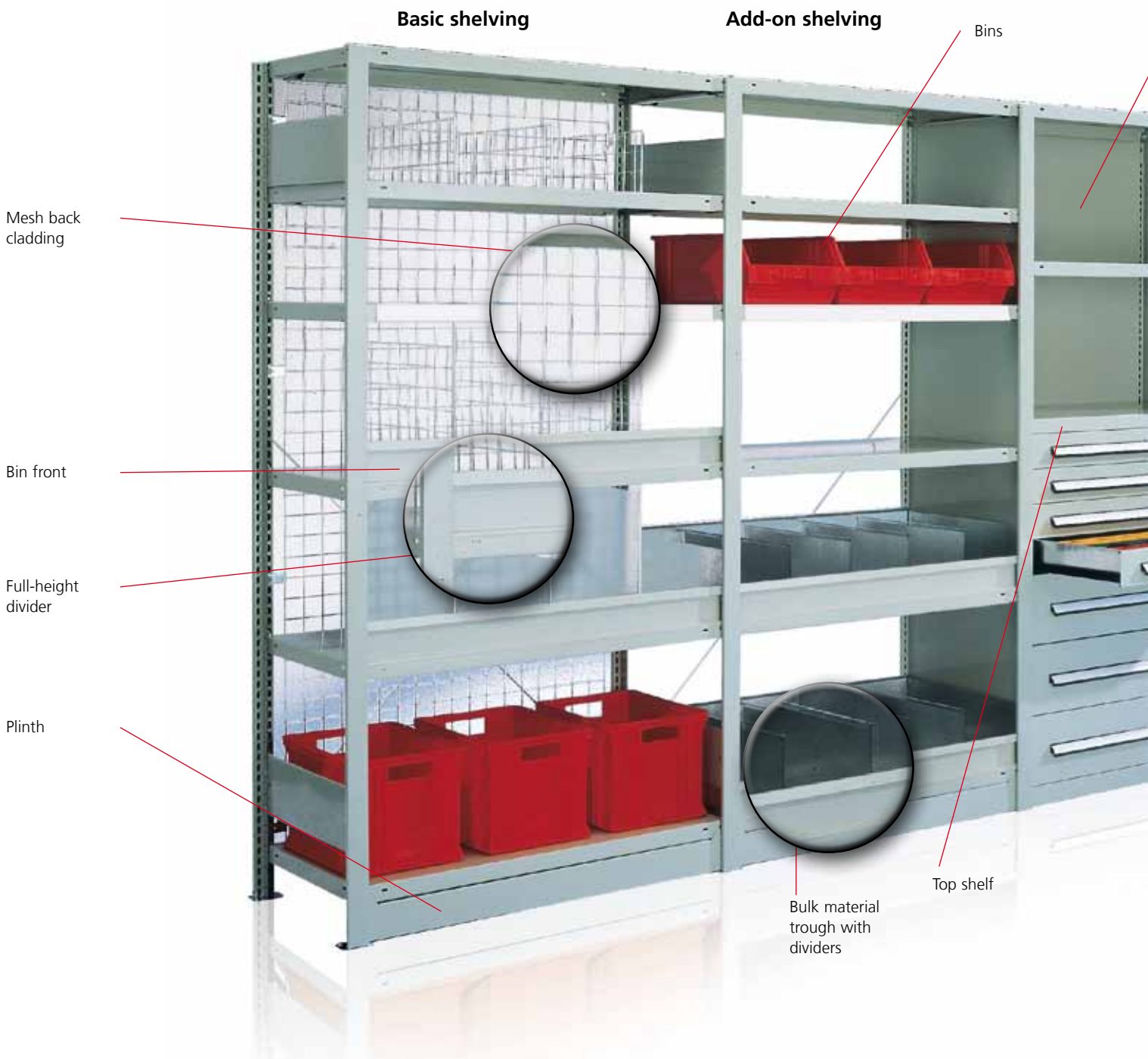
... the right shelf for every type of use!



Use in practice



System description / accessories



META QUICK® shelving - the two-component system

Just two building blocks (frame and shelf) can be used to build simple rows of shelves as well as complex shelving systems for all applications in small parts storage (e.g. spare parts storeroom in industry and small trades, sales store in production-linked trade).

There are cross-sector solutions for all areas of application in small parts storage. With individual equipment options, you can adapt the basic system to your own particular requirements.



Frame variants

fully disassembled frame = META QUICK® S3

the cost-effective variant, quick assembly without tools!



Pre-assembled frame = clinched frame



Data at a glance

- **Shelf height adjustable in 25 mm steps**
for variable adjustment to the size of stored goods
- **Shelves with 50 mm pitch punch holes**
for attaching shelf dividers or mesh dividers (exception: 80 kg shelves)
- **Easy boltless assembly** quick set-up without tools
- **Surface** pre-galvanised or with additional plastic coating in RAL 7035 light grey
- **Individual shelf loads** up to 400 kg¹⁾ · **Bay loads** up to 3,700 kg^{1) 2)}

- **Dimensional variants:**
- **Standard frame heights:**
2,000, 2,200, 2,500, 3,000, 3,500,
4,000, 4,300, 4,500 mm
- **Standard frame depth:**
300, 400, 500, 600, 800 mm
- **Standard length:**
750, 1,000, 1,250, 1,300 mm

¹⁾ with evenly distributed load ²⁾ Bay load data apply to rows of shelves in 3 or more bays

META QUICK® boltless shelving

Quick boltless assembly without tools



Step 1: Attach feet to frame



Step 2: Attach shelf clips




Step 3: Attach shelves to the shelf clips



Step 4: Attach the diagonal bars and turnbuckles and straighten the shelf unit



Step 5: Done!



Quick assembly without tools - that's the basic principle

With total ease of assembly, any warehouse will be up and running more quickly. META QUICK® shelving is distinguished by its simple tool-less assembly, which means it can go quickly into service. No screws to tighten, just stick it together!

And just as with the basic shelving, the same applies for complex, multi-tier systems.

The same building blocks can be used to build large systems with stairs, mezzanines and aisles. And META can set it up for you: our assembly team provides a complete on-site assembly service - quick, professional and safe!

META QUICK® boltless shelving

Various applications & extensive system accessories



With their extensive range of accessories, META shelving systems can adapt optimally to the materials you want to store. These shelving systems can be used in all sectors of industry, business and small trades.

Range of shelving accessories – solutions for every case



Free-standing dividers



Full-height dividers



Free-standing mesh dividers



Bulk material trough



Scanner rail labels



Support for increased load capacity



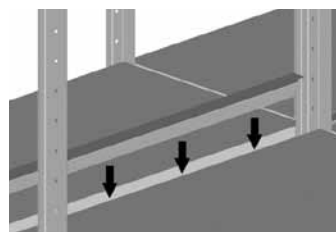
Pull-out shelf



Plinth



Back stop strips



Infill strip



Hanging rail

... and more accessories in the META order catalogue

All META component accessories provide design versatility and high flexibility. Easy-assembly accessories are available for storing various materials. So individual areas of the shelving system can be effortlessly converted or refitted, at any time. The adjustability of the shelves is also particularly useful in practice. Even after the shelving system is assembled and in service, shelf heights can be adjusted in 25 mm steps, with no problems.

META QUICK® boltless shelving

Various applications & extensive system accessories



Bulk material troughs with shelf dividers and free-standing dividers



Shelving with Euro pegboard cladding and hooks



Shelving with mesh dividers and Euro pegboard



Shelving with mesh dividers and plain frames

Everything under control – from the smallest screw to large and bulky spare parts

META QUICK® shelving systems provide orderliness in any warehouse, across all sectors. The equipment options also leave nothing to be desired. The system accessories have been thought through to the smallest detail and ensure that META QUICK® shelving systems have almost universal application.



Lockable doors are available in heights of 2,000, 1,000 and 500 mm (1/1, 1/2 and 1/4 doors)



*Left: bulk material trough with dividers.
Right: free-standing dividers*



Shelf heights individually adjustable in 25 mm steps with boxes of various sizes, held in safely by mesh back cladding



Bin fronts with full-height dividers

META QUICK® boltless shelving

Versatile application and extensive system accessories ...



An open-plan warehouse with two-tier META QUICK® system is optimised to meet customer requirements, and all roads lead to the service points



Exhaust pipes tidily arranged and separated by rod dividers



Small parts are stored optimally on META QUICK® shelving



Windscreens stored on cantilever racks



Storage in drum racks



This META steel platform provides space for employees in 8 office rooms



This three-tier logistics centre on an area of about 1,250 m² provides plenty of storage space

... solutions for the automotive trade (and other sectors)



Bulky vehicle parts can be stored on wide META QUICK® shelves so they are available to employees at any time



Battery storage on hazardous goods shelves with drip trays

Special requirements demand special solutions. For example at automotive spare parts dealers: these have to stock mudguards, sections of exhaust pipes, and tyres and wheels. These spares come in the widest variety of shapes and sizes, so they cannot be stacked. Proper storage in this case means special storage. META QUICK® special shelving provides optimal storage solutions for this sector (as well as others).

With optimally coordinated accessories – various dividers and separating bars, as well as standard fittings with stepped beams to support wooden decks – META QUICK® Special can provide proper storage for large and bulky parts, and can also be combined with other META QUICK® shelving.



The META QUICK® boltless system has multiple possibilities and can be easily and quickly adapted to changes in product lines



META QUICK® Euro pegboard cladding allows other small parts to be kept on hooks which can be attached at various positions

META QUICK® boltless shelving

Practical solution for stationary storage · tyre and wheel racks



Tyres and wheels are stored tidily on special support beams



Wheels are held on special depth-adjustable supports



Another example of tyre and wheel storage on META QUICK® racks – this time on the cost-effective version (not depth adjustable)

META QUICK® boltless shelving

in this case mobile META MULTIBLOC® tyre racks



Hugely space-saving: here, the META MULTIBLOC® mobile 'tyre hotel' regularly about 1,000 customer tyres for immediate access



Every tyre just waiting for the right wheel!

The META MULTIBLOC® mobile 'tyre hotel' is the optimum solution for storing the largest number of tyres tidily in the smallest possible space. The customers' summer and winter tyres are stored safely on special tyre and wheel support beams and can be taken out at any time if required.



Tyres and wheels are stored on special support beams

META QUICK® Storeroom furnishings

Shelf modules, cabinet modules, storeroom furnishings



Production equipment is valuable and tools are expensive. When they are not in use, they should be kept locked up. The storeroom is an enclosed workspace that has to protect these valuables, and should therefore be appropriately furnished.

- ideal for fitting out enclosed workspaces, e.g. workshop, storeroom and warehouse
- almost limitless possibilities, by combining individual modules based on the META QUICK® system
- extensive accessories allow the furnishings to be adapted specially to your particular requirements
- easily integrated with complex shelving systems
- shelves are perforated with 50 mm pitch punch holes



Archiving for spare parts lists and documents



Parts storage for hand tools



META QUICK® cabinet modules

custom solutions for every purpose



META COMPACT® office shelves

Orderliness in the office & archive



Office and archive shelving also has its place in a product warehouse

With its bolted, boltless or special shelves...

... META has a versatile range of products! Custom solutions for the office, archive and business. "Made in Germany" quality and manufacturing mean that META shelving lasts for years and years.

- META COMPACT® office shelving has a timeless design that blends harmoniously with any environment.
- Made from strip-galvanised quality steel sheet to ensure long-lasting use and high holding capacity.
- META COMPACT® shelving is available with cost-effective galvanised surface or also with shock-proof powder coating in RAL 7035 light grey.

The shelving examples shown below, and others, can be found in our META COMPACT® office shelving catalogue.



Boltless office shelving – proven quality at particularly affordable prices



Boltless office shelving – just stick them together and they're ready - also available with extensive accessories



Office wall shelf range – can be planned for the individual office



META MULTIBLOC®
mobile shelving for office and archive

- 100% increase in storage capacity
- 50% more usable surface area
- Lower storage space costs compared with conventional shelving
- Access to individual places with maximum use of space
- Manual operation
- Gear reduction ratio of 1:3000 means a child could move them



META COMPACT® boltless cabinets – with hanging file and folder racks



META COMPACT® suspension file racks – optimal for hanging folders



META COMPACT® hanging file racks – lots of room for hanging file sleeves

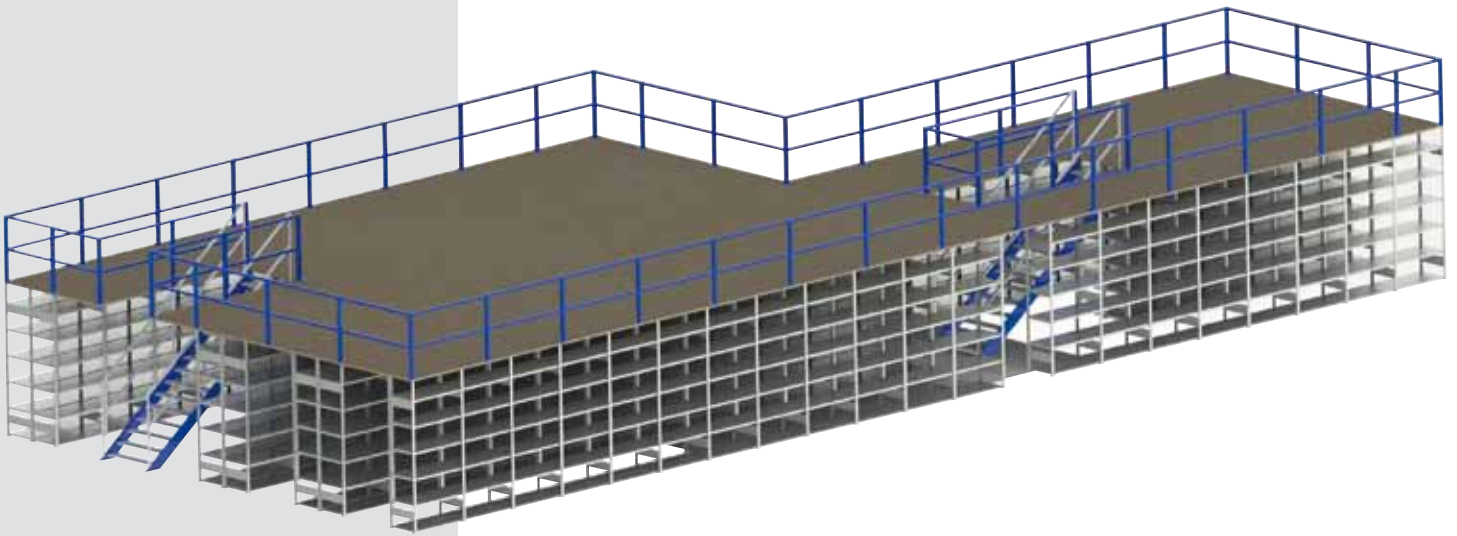
META QUICK® single tier

with platform for block storage

Plenty of space for block storage on the upper platform!



META QUICK® shelving system with upper platform for block storage




META QUICK® shelving system for personal protection equipment items with full upper deck



META QUICK® 2-tier

Storage space doubled by building upward



With 2-tier systems, storage space can be doubled in no time. This is how to make plenty of room for your products.

META QUICK® 2-tier

Storage space doubled by building upward



Whether it's a 1, 2 or 3 tier system, each shelving system can be planned individually to suit customer requirements and can be adapted to the type of products stored.

META QUICK® 2-tier

Storage space doubled by building upward



This META QUICK® shelving system is extended upward with 2 tiers on one side and 3 tiers on the other



META QUICK® 3-tier

Optimal warehouse furnishing



3-tier storage facility in the automotive industry

A perfectly organised warehouse goes easier on the nerves

META shelving systems provide rapid and safe access and keep every warehouse operation cool and calm. The short order-picking paths ensure that even the most urgent warehousing tasks can be performed calmly and without stress.

And META QUICK® creates space – large storage space is created on small surface areas. To be successful, you can start by not wasting space!



Swivelling rails bring safety to the warehouse





For this regional supplier, a 5.65 m high three-tier META QUICK® shelving system with more than 1600 shelves was installed



To ensure smooth order picking, 2 offices and a sales counter were integrated with the shelving system

Safe stairwells and floors connected by elevator, stair and conveyor belt systems

Only secure functioning will ensure smooth-running warehouse processes and radically improved staff motivation. META QUICK® shelving systems are designed to be ergonomic and provide the highest operating safety and quality of life.



META QUICK® boltless shelving

Combines well with other META shelving systems

Different META shelving systems can be combined to make custom warehousing solutions!

META QUICK® boltless shelving can always be combined with other META systems. This creates even more individualised design possibilities!

For example, META MULTIPAL® pallet racking systems or META MULTISTRONG® cantilever racks can be added to shelving systems. Shelving systems mounted on META MULTIBLOC® mobile carriages create even more space.



Colourful META QUICK® shelving system framed by META MULTIPAL® cable reel racks and META MULTISTRONG® cantilever racks





META QUICK® shelving system combined with META MULTIBLOC® mobile carriages, shown here in a large-scale laundry. 100% increase in storage capacity/surface with mobile shelving from META



META QUICK® shelving system optimally integrated with the room, with prefitted META MULTIPAL® pallet racking system and loading station



META QUICK® shelving system with META MULTIPAL® pallet racking system and integrated loading station



**Various META shelving types –
combined well together!**

This warehouse contains a 2-tier, galvanized META QUICK® shelving system and a META MULTIPAL® pallet racking system

META HIGH-CLIP® multi-tier shelving ...

If length x breadth doesn't provide enough area, try adding height



The warehouse has a ground surface area of 900 square metres and is divided up almost quadratically. This manual order picking warehouse has a 3-tier META HIGH-CLIP® shelving system.



At the warehouse, safety takes priority – here it takes the form of a META safety hand rail



... High-bay shelving & automated small parts store

More storage surface on the smallest area!

Upright sections combined with the tried and tested META shelving are the building blocks used in the META HIGH-CLIP® high shelving system.

- optimal use of the room height – rows of shelves up to 12 m high are possible
- 100% usable shelf width, shelf width 1,000 or 1,300 mm
- shelf depths from 300 to 800 mm
- shelf heights adjustable in 25 mm steps
- boltless shelf assembly
- frames disassembled for optimised transport and frame assembly provided on request
- shelf loads from 80 to 400 kg, bay loads up to 7.5 t
- top surface galvanised or with RAL plastic coating on request
- can be extended up to 5 tiers




META HIGH-CLIP® is also available as an automated small parts store on request

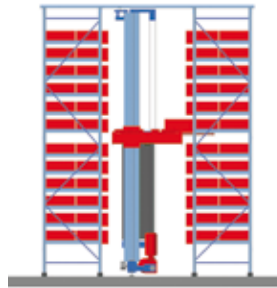
META HIGH-CLIP® high shelving



Multi-tier shelving system:



High shelving system



Automated small parts store



Inclined shelves and feeder racks

Clearer overview & optimal access to boxes and cartons

Inclined shelves or roller tracks give a clearer overview and optimal access.

This is the best way to keep stock available. If a packaging unit (e.g. a small pack of screws) becomes empty and is then removed, the next unit slides down automatically. This also allows optimal supervision of stock levels – you can see immediately when you need to re-stock.



META QUICK® S3 Inclined shelving



META QUICK® S3 inclined shelving complete with mesh dividers



META QUICK® inclined shelving is optimal for boxed goods and crates; the goods slide automatically down to the take-out side

META QUICK® S3 inclined shelving

- good price-quality ratio
- clear overview & orderliness: full view of which goods are available and which ones are depleted, whether the goods are in cartons or bins
- FiFo principle (First-in/First-out): The goods loaded in first are also the first to be taken out. This is especially important for goods with a best-before date!
- entire top level can be used for storage, as there are no cross-struts
- small front stop bar allows crates and cartons to be taken out easily

- quick and easy mounting with disassembled S3 boltless frames
- goods slide virtually automatically down the 18° inclined surface to the take-out side
- no transition edges on the shelves in the downward direction
- shelf heights are adjustable in 25 mm steps
- lateral guides available on request
- 'automatic' feed: shelf loading at the back, order-picking or removal at the front.
- time saved on order-picking:
orderliness and quick access to goods

- **also available complete with mesh dividers and in the double-sided version**



Inclined shelves and feeder racks

Clearer overview & optimal access to boxes and cartons



The META MINI-RACK® feeder rack, seen here from the take-out side; the goods are being removed by a Wave operating unit



META MINI-RACK® feeder racks:

- good price-quality ratio
- clear overview & orderliness: full view of which goods are available and which ones are depleted, whether the goods are in cartons or bins
- FiFo principle (First-in/First-out): The goods loaded in first are also the first to be taken out. This is especially important for goods with a best-before date!
- entire top level can be used for storage, as there are no cross-struts
- small front stop bar allows crates and cartons to be taken out easily

- basic units are based on the proven META MINI-RACK® quality system
- 8 roller tracks per level (adjustable in 6 mm steps)
- roller tracks can be spaced flexibly using additional guide rails, to adapt to the size of the stored goods
- shelf heights are adjustable in 50 mm steps



META MINI-RACK® feeder racks

META QUICK® specialised store furnishings

It's the store and the store furnishings that do the selling!



Good presentation = better sales!

The final decision to purchase is made by the customer at the point of sale. And it is precisely in specialised trades that it becomes obvious how professional warehousing and presentation techniques can directly affect the success of your business. META specialised store furnishings are effective and will help you sell!

META specialised store furnishings are effective. Examples:

- tooling and machine trade, sanitary goods wholesale
- production-linked trade with combined specialised store and warehouse furnishings.





META Market is a practically-oriented furnishing concept for specialised stores.

Traditional forms of marketing are losing ground in the face of competition. Those who do not adapt to the changing conditions will meet with failure when they go to market.

- **META Market means:** more marketing through freedom of design in the shape and colour of the store, in an environment where goods and shopping become an experience in themselves.
- **META Market means:** analysis, advice, project planning, supply and assembly by META in collaboration with customers, architects and planners.



META specialised store furnishings

It's the store and the store furnishings that do the selling!



From the display shelves, customers can look into the warehouse behind



The explosion-protected hazardous goods store holds items identified by the hazardous goods pictogram



This multi-tier shelving system stores the widest variety of items for industrial use and personal protection, from machines and tools through to work clothing



META FIX® bolted shelving

Cost-effective quality shelving for fixed installation



Shelf reinforcer with brackets & lens flange head screws



Normal shelf with lens flange head screws & collar nuts

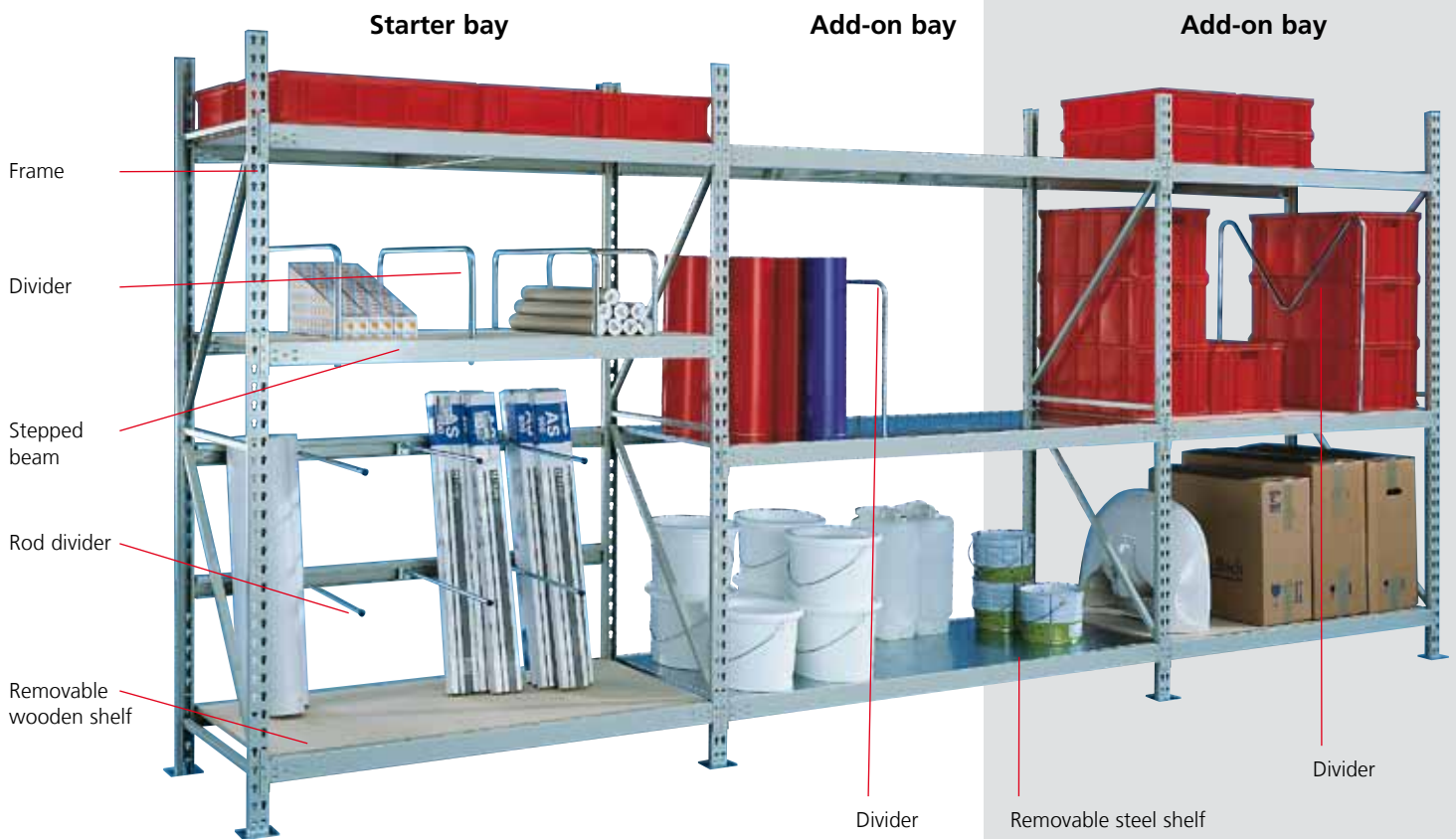


- **classic shelving** for fixed installation of individual bays or rows
- **easy assembly:** bolted together completely from the outside using an Allen key
- **can be used from either side**
- **shelving with 50 mm pitch punch holes**
for attaching shelf dividers or mesh dividers (exception: 80 kg shelves)
- **simplified assembly** using brackets with integrated thread and lens flange head screws (hexagon socket)

- **dimensional variants:**
 - standard shelf height:** 2,000, 2,500, 3,000 mm
 - standard shelf depth:** 300, 400, 500, 600, 800 mm
 - standard length:** 1,000 mm
- **individual shelf loads:** up to 400 kg¹⁾
- **bay loads:** up to 1,460 kg^{1) 2)}
- **surface:** pre-galvanised
or additional plastic coating in RAL 7035 light grey

META MINI-RACK® wide span racks

An all-rounder with versatile application for storing XXL items



- **an alternative** to the pallet rack
- **generous storage space** for bulky objects, and particularly large and/or heavy items
- **storage position** horizontal or vertical
- **possible integrated solutions:** in a META QUICK® multi-tier system
e.g. for large-volume and heavy parts or for small parts storage
- **all-purpose shelving** – with multiple applications across different sectors
- **shelving** adjustable in 50 mm steps
- **stepped beams** with 200 mm pitch holes for attaching dividers

- **dimensional variants:**
 - standard shelf height:** 2,200, 2,500, 3,000 mm
 - standard shelf depth:** 650, 800, 1,050 mm
 - standard length:** 1,400, 1,800, 2,200, 2,600 mm
- **individual shelf loads:** up to 600 kg¹⁾
- **bay loads:** up to 4,600 kg^{1) 2)}
- **surface:** pre-galvanised
or additional plastic coating in RAL 7035 light grey



with chipboard



with steel panels

Examples on Page 44–45

¹⁾ with evenly distributed load ²⁾ bay load data apply to rows of shelves in 3 or more bays

META MINI-RACK® wide span racks

versatile and practical solutions



META MINI-RACK® – shelving for large, bulky or heavy products




META MINI-RACK® – an all-rounder for XXL items

Even large, bulky and particularly heavy objects can be stored on shelves. Whether placed horizontally or vertically, goods are supported optimally on META MINI-RACK® wide-span racks. The individual shelf loads of up to 600 kg and bay loads up to 4,600 kg are performance data that speak for themselves. And this is also possible: the META MINI-RACK® systems shown below for large-volume and heavy parts, and on the left a META QUICK® system for small parts storage.

The full infrastructure of the META QUICK® system is available here too: platform structures, passages, staircase and elevator systems, secure loading points and transport equipment.

The many possible combinations make META MINI-RACK® wide-span rack an all-rounder, which has applications across different sectors!





META MINI-RACK®
with drum holder and drip tray



META SPEED-RACK® wide span racks


the boltless wide-span rack – for light to medium-heavy and bulky goods



Easily and quickly assembled with a rubber mallet



META SPEED-RACK® with chipboard



META SPEED-RACK® with steel panels

META SPEED-RACK® wide span racks

- **simple design wide-span rack** with equal-sided, symmetrical angle sections
- **simple to assemble** with boltless mounting
- **variable positioning** due to the basic design, which is particularly user-friendly at the planning and development stage
- **all-round edge protection** of the shelves, which are countersunk in the stepped beam
- **shelf heights adjustable** in 50 mm steps
- **stepped beam** in longitudinal and depth directions
- **two supports** under each shelf
- **floor anchoring** possible with clip-in metal foot plates
- **dimensional variants:**
 - standard shelf height:** 1,970, 2,470, 2,970 mm
 - standard shelf depth:** 400, 600, 800 mm
 - standard length:** 1,700, 2,000, 2,500 mm
- **individual shelf loads:** up to 500 kg¹⁾
- **bay loads:** up to 3,000 kg^{1) 2)}
- **section/beam surface:** galvanised

¹⁾ with evenly distributed load

²⁾ bay load data apply to rows of shelves in 3 or more bays



And META offers you even more...



We don't know what it is you want to store,
but we're sure to have a solution that suits you!

Other catalogues and more information about
the following product ranges and categories are
available on request - quickly and free of
charge!

Please contact us!

Shelving systems / platforms

Pallet racks

Cantilever racks

Mobile racks

Storage systems order catalogue

Office shelving order catalogue

Rack inspection



Please contact us!

800-LOC8 (5628)
Contact@Loc8.ae